


MODEL	RAMP 1	RAMP 2	RAMP 3	RAMP 4	RAMP 5
MADE OF ALUMINUM	✓	✓	✓	✓	✓
SLIP RESISTANT SURFACE	✓	✓	✓	✓	✓
MODULAR DESIGN	✓	✓	✓	✓	✓
FLAP DIMS (L x W)	2"	2"	2"	2"	2"
WEIGHT*	2.5 lbs.	3.5 lbs.	4 lbs.	4.5 lbs.	5 lbs.
WEIGHT CAPACITY (DO NOT EXCEED)	750 lbs.	750 lbs.	750 lbs.	750 lbs.	750 lbs.
FOR WHEELCHAIRS & SCOOTERS	✓	✓	✓	✓	✓
USAGE GUIDE	.75" - 1.25"	1.75" - 2.25"	2.75" - 3.25"	3.75" - 4.25"	4.75" - 5.25"
WARRANTY	Lifetime Limited	Lifetime Limited	Lifetime Limited	Lifetime Limited	Lifetime Limited

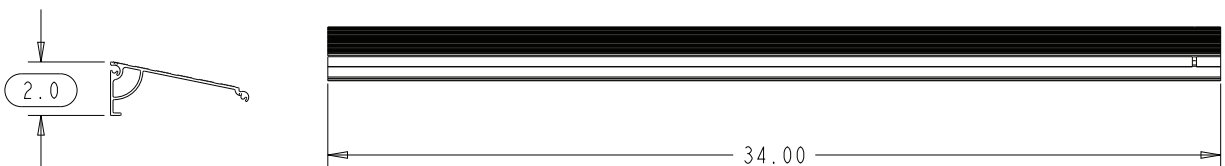
* Weights and dimensions are approximate and subject to change.

** Consult your equipment's owner guide for proper degree of incline. Never exceed its recommendations.

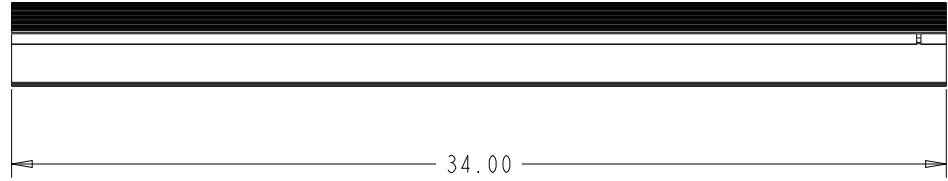
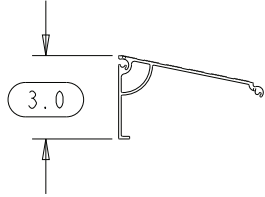
RAMP 1



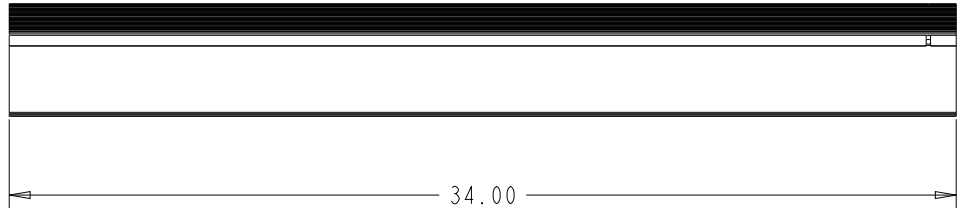
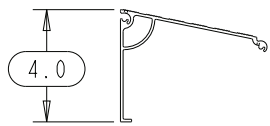
RAMP 2



RAMP 3



RAMP 4



RAMP 5

