



FUTURE MOBILITY HEALTHCARE INC.

DIVISION OF ABF MFG GROUP INC.
WWW.FUTUREMOBILITY.CA



Basic & HD Back
TEL: 905-671-1661
FAX: 905-671-3377
orderdesk@futuremobility.ca

Account Information

Account #: _____
Business Name: _____
Ship to Address: _____
Contact: _____
Tag For: _____

Order Date: _____
P.O.# _____
Phone: _____
City: _____
Province: _____ Postal Code: _____

BASIC BACK

COVER MATERIAL

4-Way Stretch Cover

WSC

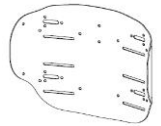
Low Back Style (LBS)

*Headrest not available with Low Back Style

<input type="checkbox"/> No Lateral	LBSNL	\$625	ADP CODE: SEBFM3010
<input type="checkbox"/> Basic Lateral	LBSBL	\$700	ADP CODE: SEBFM3035
<input type="checkbox"/> 14"wide x 10"high (Non-Stock)	1410	_____	_____
<input type="checkbox"/> 14"wide x 12"high (Non-Stock)	1412	_____	_____
<input type="checkbox"/> 16"wide x 10"high (Stock)	1610	_____	_____
<input type="checkbox"/> 16"wide x 12"high (Stock)	1612	_____	_____

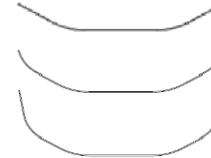


<input type="checkbox"/> 18"wide x 10"high (Stock)	1810	_____
<input type="checkbox"/> 18"wide x 12"high (Stock)	1812	_____
<input type="checkbox"/> 20"wide x 12"high (Stock)	2012	_____

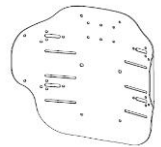


Mid Back Style (MBS)

<input type="checkbox"/> No Lateral	MBSNL	\$710	ADP CODE: SEBFM3015
<input type="checkbox"/> Basic Lateral	MBSBL	\$770	ADP CODE: SEBFM3030
<input type="checkbox"/> Ultra Lateral	MBSUL	\$830	ADP CODE: SEBFM3045
<input type="checkbox"/> 14"wide x 14"high (Non-Stock)	1414	_____	_____
<input type="checkbox"/> 14"wide x 16"high (Non-Stock)	1416	_____	_____
<input type="checkbox"/> 14"wide x 18"high (Non-Stock)	1418	_____	_____
<input type="checkbox"/> 16"wide x 14"high (Stock)	1614	_____	_____
<input type="checkbox"/> 16"wide x 16"high (Stock)	1616	_____	_____
<input type="checkbox"/> 16"wide x 18"high (Stock)	1618	_____	_____

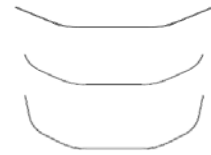


<input type="checkbox"/> 18"wide x 14"high (Stock)	1814	_____
<input type="checkbox"/> 18"wide x 16"high (Stock)	1816	_____
<input type="checkbox"/> 18"wide x 18"high (Stock)	1818	_____
<input type="checkbox"/> 20"wide x 14"high (Stock)	2014	_____
<input type="checkbox"/> 20"wide x 16"high (Stock)	2016	_____
<input type="checkbox"/> 20"wide x 18"high (Stock)	2018	_____

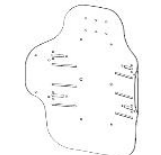


Full Back Style (FBS)

<input type="checkbox"/> No Lateral	FBSNL	\$735	ADP CODE: SEBFM3020
<input type="checkbox"/> Basic Lateral	FBSBL	\$795	ADP CODE: SEBFM3040
<input type="checkbox"/> Ultra Lateral	FBSUL	\$855	ADP CODE: SEBFM3050
<input type="checkbox"/> 16"wide x 20"high (Stock)	1620	_____	_____
<input type="checkbox"/> 16"wide x 22"high (Stock)	1622	_____	_____
<input type="checkbox"/> 18"wide x 20"high (Stock)	1820	_____	_____
<input type="checkbox"/> 18"wide x 22"high (Stock)	1822	_____	_____
<input type="checkbox"/> 18"wide x 24"high (Stock)	1824	_____	_____



<input type="checkbox"/> 20"wide x 20"high (Stock)	2020	_____
<input type="checkbox"/> 20"wide x 22"high (Stock)	2022	_____
<input type="checkbox"/> 20"wide x 24"high (Stock)	2024	_____



(Custom Sizes - Shipments within 3 to 10 Business Days)

ADP CODE: SE0000684

<input type="checkbox"/> Custom Size	LUNARCUS	\$950	_____
<input type="checkbox"/> No Lateral	<input type="checkbox"/> Basic Lateral	<input type="checkbox"/> Ultra Lateral	

Width: _____
Height: _____

ASSEMBLY OPTIONS

Ship Accessories Off Back LUNARACCOFF
 Ship Accessories Mounted onto Back LUNARACCON

COLOURS

Black Navy Blue Burgundy
 Royal Blue Dark Green

HEAVY DUTY (HD) BACK

COVER MATERIAL

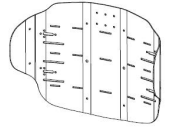
4 - Way Stretch Cover

WSC

Mid Back Style Heavy Duty (MBSHD)

ADP CODE: SEBFM3055

- Basic Lateral MBSHDBL See Below
- Ultra Lateral MBSHDUL Add \$60

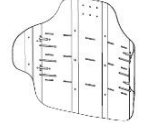


<input type="checkbox"/> 22"wide x 16"high (Stock)	2216	\$1,000	_____	<input type="checkbox"/> 28"wide x 16"high (Non-Stock)	2816	\$1,550	_____
<input type="checkbox"/> 22"wide x 18"high (Stock)	2218	\$1,000	_____	<input type="checkbox"/> 28"wide x 18"high (Non-Stock)	2818	\$1,550	_____
<input type="checkbox"/> 24"wide x 16"high (Stock)	2416	\$1,000	_____	<input type="checkbox"/> 30"wide x 16"high (Non-Stock)	3016	\$1,550	_____
<input type="checkbox"/> 24"wide x 18"high (Stock)	2418	\$1,000	_____	<input type="checkbox"/> 30"wide x 18"high (Non-Stock)	3018	\$1,550	_____
<input type="checkbox"/> 26"wide x 16"high (Stock)	2616	\$1,000	_____	<input type="checkbox"/> 32"wide x 16"high (Non-Stock)	3216	\$1,550	_____
<input type="checkbox"/> 26"wide x 18"high (Stock)	2618	\$1,000	_____	<input type="checkbox"/> 32"wide x 18"high (Non-Stock)	3218	\$1,550	_____

Full Back Style Heavy Duty (FBSHD)

ADP CODE: SEBFM3060

- Basic Lateral FBSHDBL See Below
- Ultra Lateral FBSHDUL Add \$60



<input type="checkbox"/> 22"wide x 20"high (Stock)	2220	\$1,050	_____	<input type="checkbox"/> 28"wide x 20"high (Non-Stock)	2820	\$1,600	_____
<input type="checkbox"/> 22"wide x 22"high (Stock)	2222	\$1,050	_____	<input type="checkbox"/> 28"wide x 22"high (Non-Stock)	2822	\$1,600	_____
<input type="checkbox"/> 22"wide x 24"high (Stock)	2224	\$1,050	_____	<input type="checkbox"/> 28"wide x 24"high (Non-Stock)	2824	\$1,600	_____
<input type="checkbox"/> 24"wide x 20"high (Stock)	2420	\$1,050	_____	<input type="checkbox"/> 30"wide x 20"high (Non-Stock)	3020	\$1,600	_____
<input type="checkbox"/> 24"wide x 22"high (Stock)	2422	\$1,050	_____	<input type="checkbox"/> 30"wide x 22"high (Non-Stock)	3022	\$1,600	_____
<input type="checkbox"/> 24"wide x 24"high (Stock)	2424	\$1,050	_____	<input type="checkbox"/> 30"wide x 24"high (Non-Stock)	3024	\$1,600	_____
<input type="checkbox"/> 26"wide x 20"high (Stock)	2620	\$1,050	_____	<input type="checkbox"/> 32"wide x 20"high (Non-Stock)	3220	\$1,600	_____
<input type="checkbox"/> 26"wide x 22"high (Stock)	2622	\$1,050	_____	<input type="checkbox"/> 32"wide x 22"high (Non-Stock)	3222	\$1,600	_____
<input type="checkbox"/> 26"wide x 24"high (Stock)	2624	\$1,050	_____	<input type="checkbox"/> 32"wide x 24"high (Non-Stock)	3224	\$1,600	_____

(Custom Sizes - Shipments within 3 to 10 Business Days)

ADP CODE: SE0000685

- Custom Size LUNARHDCUS \$1,800 _____
- No Lateral Basic Lateral Ultra Lateral

Width: _____
Height: _____

ASSEMBLY OPTIONS

- Ship Accessories Off Back LUNARACCOFF
- Ship Accessories Mounted onto Back LUNARACCON

COLOURS

- Black Navy Blue Burgundy
- Royal Blue Dark Green

ACCESSORIES

LATERAL SUPPORTS

FIXED

- 5" high x 6" Long Lateral Pad (ea) LULAT5X6F \$115 _____

FIXED HEIGHT ADJUSTABLE

- 5" high x 6" Long Lateral Pad (ea) LULAT5X6FA \$165 _____

FIXED OFFSET

- 5" high x 6" Long Lateral Pad-Left LULAT5X6FOL \$140 _____
- 5" high x 6" Long Lateral Pad-Right LULAT5X6FOR \$140 _____

ADJUSTABLE SWINGAWAY

- 4" high x 4" Long Lateral Pad (ea) LULAT4X4S \$280 _____
- 4" high x 5" Long Lateral Pad (ea) LULAT4X5S \$280 _____
- 4" high x 6" Long Lateral Pad (ea) LULAT4X6S \$280 _____
- 6" high x 4" Long Lateral Pad (ea) LULAT6X4S \$280 _____
- 6" high x 5" Long Lateral Pad (ea) LULAT6X5S \$280 _____
- 6" high x 6" Long Lateral Pad (ea) LULAT6X6S \$280 _____

SPINE ALIGN POSITIONING COMPONENTS

SMALL LUMBAR

- 14" Wide Shell Lumbar Foam LUSMLUM14 \$38 _____
- 16" Wide Shell Lumbar Foam LUSMLUM16 \$38 _____
- 18" Wide Shell Lumbar Foam LUSMLUM18 \$38 _____
- 20" Wide Shell Lumbar Foam LUSMLUM20 \$38 _____

LARGE LUMBAR

- 14" Wide Shell Lumbar Foam LULGLUM14 \$40 _____
- 16" Wide Shell Lumbar Foam LULGLUM16 \$40 _____
- 18" Wide Shell Lumbar Foam LULGLUM18 \$40 _____
- 20" Wide Shell Lumbar Foam LULGLUM20 \$40 _____

EXTRA LARGE LUMBAR

- 22" Wide Shell Lumbar Foam LUXLGLUM22 \$60 _____
- 24" Wide Shell Lumbar Foam LUXLGLUM24 \$60 _____
- 26" Wide Shell Lumbar Foam LUXLGLUM26 \$60 _____
- 28" Wide Shell Lumbar Foam LUXLGLUM28 \$60 _____
- 30" Wide Shell Lumbar Foam LUXLGLUM30 \$60 _____
- 32" Wide Shell Lumbar Foam LUXLGLUM32 \$60 _____

WEDGE

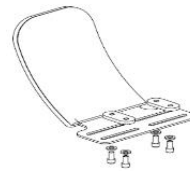
- 14" Wide Shell Wedge Foam LUWE14 \$35 _____
- 16" Wide Shell Wedge Foam LUWE16 \$35 _____
- 18" Wide Shell Wedge Foam LUWE18 \$35 _____
- 20" Wide Shell Wedge Foam LUWE20 \$35 _____
- 22" Wide Shell Wedge Foam LUWE22 \$55 _____
- 24" Wide Shell Wedge Foam LUWE24 \$55 _____
- 26" Wide Shell Wedge Foam LUWE26 \$55 _____
- 28" Wide Shell Wedge Foam LUWE28 \$55 _____
- 30" Wide Shell Wedge Foam LUWE30 \$55 _____
- 32" Wide Shell Wedge Foam LUWE32 \$55 _____

HEADREST MOUNT

- Universal Headrest Mount Kit HEBA \$86
- UHRBA Installation SERV N/C



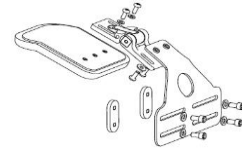
Fixed Lateral



Fixed Height Adjustable Lateral



Fixed Offset Lateral



Adjustable Swingaway Lateral

EXTRA COVERS

COVER MATERIAL

- 4 - Way Stretch Cover WSC
- Infection Control Cover ICC

LATERALS

- No Lateral MBSNL
- Basic Lateral MBSBL
- Ultra Lateral MBSUL

BASIC BACK

<input type="checkbox"/> 16"wide x 20"high - Full Back Style	CFBS1620	\$230	_____
<input type="checkbox"/> 16"wide x 22"high - Full Back Style	CFBS1622	\$230	_____
<input type="checkbox"/> 18"wide x 20"high - Full Back Style	CFBS1820	\$230	_____
<input type="checkbox"/> 18"wide x 22"high - Full Back Style	CFBS1822	\$230	_____
<input type="checkbox"/> 18"wide x 24"high - Full Back Style	CFBS1824	\$230	_____
<input type="checkbox"/> 20"wide x 20"high - Full Back Style	CFBS2020	\$230	_____
<input type="checkbox"/> 20"wide x 22"high - Full Back Style	CFBS2022	\$230	_____
<input type="checkbox"/> 20"wide x 24"high - Full Back Style	CFBS2024	\$230	_____
<input type="checkbox"/> 14"wide x 10"high - Low Back Style	CLBS1410	\$230	_____
<input type="checkbox"/> 14"wide x 12"high - Low Back Style	CLBS1412	\$230	_____
<input type="checkbox"/> 16"wide x 10"high - Low Back Style	CLBS1610	\$230	_____
<input type="checkbox"/> 16"wide x 12"high - Low Back Style	CLBS1612	\$230	_____
<input type="checkbox"/> 18"wide x 10"high - Low Back Style	CLBS1810	\$230	_____
<input type="checkbox"/> 18"wide x 12"high - Low Back Style	CLBS1812	\$230	_____
<input type="checkbox"/> 20"wide x 12"high - Low Back Style	CLBS2012	\$230	_____
<input type="checkbox"/> 14"wide x 14"high - Mid Back Style	CMBS1414	\$230	_____
<input type="checkbox"/> 14"wide x 16"high - Mid Back Style	CMBS1416	\$230	_____
<input type="checkbox"/> 14"wide x 18"high - Mid Back Style	CMBS1418	\$230	_____
<input type="checkbox"/> 16"wide x 14"high - Mid Back Style	CMBS1614	\$230	_____
<input type="checkbox"/> 16"wide x 16"high - Mid Back Style	CMBS1616	\$230	_____
<input type="checkbox"/> 16"wide x 18"high - Mid Back Style	CMBS1618	\$230	_____
<input type="checkbox"/> 18"wide x 14"high - Mid Back Style	CMBS1814	\$230	_____
<input type="checkbox"/> 18"wide x 16"high - Mid Back Style	CMBS1816	\$230	_____
<input type="checkbox"/> 18"wide x 18"high - Mid Back Style	CMBS1818	\$230	_____
<input type="checkbox"/> 20"wide x 14"high - Mid Back Style	CMBS2014	\$230	_____
<input type="checkbox"/> 20"wide x 16"high - Mid Back Style	CMBS2016	\$230	_____
<input type="checkbox"/> 20"wide x 18"high - Mid Back Style	CMBS2018	\$230	_____

Custom Sizes - Shipments within 7 Business Days

<input type="checkbox"/> Custom Size	LUNARCCUS	\$235	_____
Width: _____ (Max 24")			
Height: _____ (Min 14")			

COLOURS

- Black
- Royal Blue
- Burgundy
- Navy Blue
- Dark Green

HEAVY DUTY (HD) BACK

<input type="checkbox"/> 22"wide x 20"high - Full Back Style	CFBSHD2220	\$255	_____
<input type="checkbox"/> 22"wide x 22"high - Full Back Style	CFBSHD2222	\$255	_____
<input type="checkbox"/> 22"wide x 24"high - Full Back Style	CFBSHD2224	\$255	_____
<input type="checkbox"/> 24"wide x 20"high - Full Back Style	CFBSHD2420	\$255	_____
<input type="checkbox"/> 24"wide x 22"high - Full Back Style	CFBSHD2422	\$255	_____
<input type="checkbox"/> 24"wide x 24"high - Full Back Style	CFBSHD2424	\$255	_____
<input type="checkbox"/> 26"wide x 20"high - Full Back Style	CFBSHD2620	\$255	_____
<input type="checkbox"/> 26"wide x 22"high - Full Back Style	CFBSHD2622	\$255	_____
<input type="checkbox"/> 26"wide x 24"high - Full Back Style	CFBSHD2624	\$255	_____
<input type="checkbox"/> 28"wide x 20"high - Full Back Style	CFBSHD2820	\$255	_____
<input type="checkbox"/> 28"wide x 22"high - Full Back Style	CFBSHD2822	\$255	_____
<input type="checkbox"/> 28"wide x 24"high - Full Back Style	CFBSHD2824	\$255	_____
<input type="checkbox"/> 30"wide x 20"high - Full Back Style	CFBSHD3020	\$255	_____
<input type="checkbox"/> 30"wide x 22"high - Full Back Style	CFBSHD3022	\$255	_____
<input type="checkbox"/> 30"wide x 24"high - Full Back Style	CFBSHD3024	\$255	_____
<input type="checkbox"/> 32"wide x 20"high - Full Back Style	CFBSHD3220	\$255	_____
<input type="checkbox"/> 32"wide x 22"high - Full Back Style	CFBSHD3222	\$255	_____
<input type="checkbox"/> 32"wide x 24"high - Full Back Style	CFBSHD3224	\$255	_____
<input type="checkbox"/> 22"wide x 16"high - Mid Back Style	CMBSHD2216	\$255	_____
<input type="checkbox"/> 22"wide x 18"high - Mid Back Style	CMBSHD2218	\$255	_____
<input type="checkbox"/> 24"wide x 16"high - Mid Back Style	CMBSHD2416	\$255	_____
<input type="checkbox"/> 24"wide x 18"high - Mid Back Style	CMBSHD2418	\$255	_____
<input type="checkbox"/> 26"wide x 16"high - Mid Back Style	CMBSHD2616	\$255	_____
<input type="checkbox"/> 26"wide x 18"high - Mid Back Style	CMBSHD2618	\$255	_____
<input type="checkbox"/> 28"wide x 16"high - Mid Back Style	CMBSHD2816	\$255	_____
<input type="checkbox"/> 28"wide x 18"high - Mid Back Style	CMBSHD2818	\$255	_____
<input type="checkbox"/> 30"wide x 16"high - Mid Back Style	CMBSHD3016	\$255	_____
<input type="checkbox"/> 30"wide x 18"high - Mid Back Style	CMBSHD3018	\$255	_____
<input type="checkbox"/> 32"wide x 16"high - Mid Back Style	CMBSHD3216	\$255	_____
<input type="checkbox"/> 32"wide x 18"high - Mid Back Style	CMBSHD3218	\$255	_____

Custom Sizes - Shipments within 7 Business Days

<input type="checkbox"/> Custom Size	LUNARHDCCUS	\$330	_____
Width: _____ (Max 24")			
Height: _____ (Min 14")			

ICC: Infection Control Outer Cover made with Recovery 5TM fabric. Designed for acute and long term healthcare environments. Moisture resistant, breathable, anti-fungal, antibacterial. Prevents surface contamination into the foam.
4 - Way Stretch Outer Cover: Designed for maximum immersion and prevent the increase in pressure.

NOTES: