



FUTURE MOBILITY HEALTHCARE INC.

DIVISION OF ABF MFG GROUP INC.
WWW.FUTUREMOBILITY.CA



TEL: 905-671-1661
FAX: 905-671-3377
orderdesk@futuremobility.ca

Account Information

Account #: _____
Business Name: _____
Ship to Address: _____
Contact: _____
Tag For: _____

Order Date: _____
P.O.# _____
Phone: _____
City: _____
Province: _____ Postal Code: _____

1 FRAME TYPE

- Capella - WM0000559
 - Capella (20° Dynamic Tilt) 109 \$3,100
Max Weight Capacity 350lbs
Chair maintains a consistent STF while in tilt to allow users to foot propel.
Capella Initial Seat Dump Angle set at: 0° ___ 2° ___ 4° ___
 - Capella 45 109T45 \$3,700
Max Weight Capacity 250lbs
Chair tilts to 45° to allow maximum pressure relief.
 - Capella 45 Power Tilt 109PT45 \$5,300
Max Weight Capacity 250lbs
Allows users to independently tilt to a maximum of 40°
Client information: Weight (lbs) _____ Height (ft/in) _____

2 FRAME FINISH

- Wet Black 109C01 No Charge
 - Silver Lining 109C02 No Charge
 - Custom Colours**
 - Sky Blue 109C22 No Charge
 - Cobalt Blue 109C03 No Charge
 - Green Apple 109C04 No Charge
 - Burnt Orange 109C05 No Charge
 - Grape Purple 109C06 No Charge
 - Fire Red 109C07 No Charge
 - Yellow Ribbon 109C08 No Charge
 - Custom Colours 109C17 \$300
- Allow 7-10 days for powder coating time for custom colors

3 SEAT WIDTH

- 16" 109W16 No Charge
- 17" 109W17 No Charge
- 18" 109W18 No Charge
- 19" 109W19 No Charge
- 20" 109W33 No Charge
- 20" 109W20 \$250
- 21" 109W21 \$250
- 22" 109W22 \$250
- 23" 109W23 \$250
- 24" 109W24 \$250

4 SEAT PAN OPTIONS

- No Seat Pan 109SE2 No Charge
- Solid Seat Pan 109SE1 No Charge
- Adjustable Seat Pan (width and depth) 109AS1 \$200

5 SEAT DEPTH (ADJUSTABLE UP TO 2")

- 15" Short Seat Rail 109SD15 No Charge
- 16" Short Seat Rail 109SD16 No Charge
- 17" Medium Seat Rail 109SD17 No Charge
- 18" Medium Seat Rail 109SD18 No Charge
- 19" Long Seat Rail 109SD19 No Charge
- 20" Long Seat Rail 109SD20 No Charge

Technical Specs:

- Capella - Dynamic Tilt 20°
- Capella 45 - Tilt 45°
- Seat Width 16" to 24"
- Seat Depth 15" to 20"
- 12", 16", 20", 22", 24" Rear Wheels
- 4", 5", 6", 7", 8" Casters
- Chair Width = Seat Width +9.5" (12" and 16" Rear)
- Chair Width = Seat Width +10.5" (20", 22", 24" Rear)

6 SEAT-TO-FLOOR HEIGHT

- 11.75" 109SF28 No Charge
- 12.25" 109SF29 No Charge
- 13" 109SF02 No Charge
- 13.5" 109SF03 No Charge
- 14" 109SF04 No Charge
- 14.5" 109SF05 No Charge
- 15" 109SF06 No Charge
- 15.5" 109SF07 No Charge
- 16" 109SF08 No Charge
- 16.5" 109SF09 No Charge
- 17" 109SF10 No Charge
- 17.5" 109SF11 No Charge
- 18" 109SF12 No Charge
- 19" 109SF14 \$175

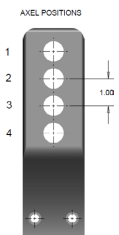
Uses 1" riser block kit

Using the table below find desired seat to floor height in chart. Then select front caster size and rear wheel size combination. All Dimensions are approximate

Front STF	Rear Wheel	Axel Pos.
11.75	16"	2
12.25	12"	4
13.0	16"	3
13.0	20"	1
13.5	16"	3
13.5	20"	2
14.0	16"	4
14.0	20"	2
14.0	22"	1
14.5	16"	4
14.5	20"	2
14.5	22"	1
15.0	20"	3
15.0	22"	2
15.0	24"	1
15.5	20"	3
15.5	22"	2
15.5	24"	1
16.0	20"	4
16.0	22"	3
16.0	24"	2
16.5	20"	4
16.5	22"	3
16.5	24"	2
17.0	22"	4
17.0	24"	3
17.5	22"	4
17.5	24"	4
18.0	24"	4
19.0	24"	4

* 1" RISER BLOCK REQUIRED

Capella Front STF Height Availability												
Rear Wheel		4" Caster										
12"	11.75"	12.25"										
16"	11.75"											
Rear Wheel		5" Caster										
16"	13"	13.5"	14"	14.5"								
20"	13"	13.5"	14"	14.5"	15"	15.5"	16"	16.5"				
22"			14"	14.5"	15"	15.5"	16"	16.5"				
24"					15"	15.5"	16"	16.5"				
Rear Wheel		6" Caster										
16"		13.5"	14"	14.5"								
20"		13.5"	14"	14.5"	15"	15.5"	16"	16.5"				
22"			14"	14.5"	15"	15.5"	16"	16.5"	17"			
24"					15"	15.5"	16"	16.5"	17"			
Rear Wheel		7" Caster										
16"												
20"					15"		16"	16.5"				
22"					15"		16"	16.5"	17"	17.5"		
24"					15"		16"	16.5"	17"	17.5"		
Rear Wheel		8" Caster										
22"										17"		
24"										17"	18"	19"



7 CASTER OPTIONS

<input type="checkbox"/> 4" x 1" Urethane	109CW13	No Charge
<input type="checkbox"/> 5" x 1.25" Urethane	109CW02	No Charge
<input type="checkbox"/> 6" x 1.25" Urethane	109CW04	No Charge
<input type="checkbox"/> 7" x 1" Urethane	109CW06	No Charge
<input type="checkbox"/> 8" x 1.25" Urethane	109CW07	No Charge

8 REAR WHEEL OPTIONS

<input type="checkbox"/> 12" - Composite	109RW01	No Charge
<input type="checkbox"/> 16" - Composite	109RW02	No Charge
<input type="checkbox"/> 20" - Composite	109RW03	No Charge
<input type="checkbox"/> 22" - Composite	109RW04	No Charge
<input type="checkbox"/> 24" - Composite	109RW05	No Charge
<input type="checkbox"/> 20" - Spoke	109RW06	\$225
<input type="checkbox"/> 22" - Spoke	109RW07	\$225
<input type="checkbox"/> 24" - Spoke	109RW08	\$225

9 REAR WHEEL TIRE

<input type="checkbox"/> Airless (Solid Rubber)	109RT1	No Charge
<input type="checkbox"/> Pneumatic	109RT2	\$60

Only Available for 20", 22" and 24" Rear Wheel

10 AXLE TYPE

<input type="checkbox"/> Fixed Rear	109AX3	No Charge
<input type="checkbox"/> Quick Release	109AX1	\$110

11 HANDRIM OPTIONS

<input type="checkbox"/> Chrome	109HR1	No Charge
<input type="checkbox"/> Plastic Coated	109HR2	\$160

Handrims only available with 20", 22" or 24" Rear Wheels

12 TILT TRIGGER LOCATION

<input type="checkbox"/> Push Cane Location <small>Side Trigger Handle not available with Adjustable Hinge Stroller</small>	109TH1	No Charge
<input type="checkbox"/> Stroller Bar Location	109TH2	No Charge
<input type="checkbox"/> Foot Tilt Release (Mounted onto left side)	109TH3	\$95
<input type="checkbox"/> Foot Tilt Release (Mounted onto left side)	109TH4	\$95

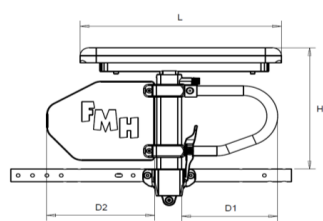
13 ARM TYPE

<input type="checkbox"/> T-Style Adjustable Height Pin Release - Adult	109AR06	No Charge
<input type="checkbox"/> T-Style Adjustable Height Pin Release - Youth	109AR05	\$280
* <input type="checkbox"/> Flip Back Adjustable Height	109AR09	\$300

*Not available with Fold Down Cane

Armrest Matrix for T -Style Pin Release Arm

Armrest Style	Transfer Tube Length D1	Arm Guard Length D2	H Range
Adult	6.75"	7.50"	9.50" - 14.50"
Youth	4.50"	5.0"	8.75" - 13.75"



Arm Pad Length L		
Desk	Full	Curved
10.25"	14.0"	17.0"

14 ARM PAD

<input type="checkbox"/> Desk length Vinyl 10" (pair)	109AP1	No Charge
<input type="checkbox"/> Full length Vinyl 14" (pair)	109AP2	No Charge
<input type="checkbox"/> Contour Gel 17" (pair)	109AP3	No Charge
<input type="checkbox"/> Contour Gel Wide 16" (pair)	109AP4	\$150

15 PUSH OPTIONS (1" DIAMETER TUBING)

Seat to Back Angle set at: -7° ___ 0° ___ +7° ___ +14° ___ +21° ___ +28° ___

Push Cane Max Tilt Angle Setup 14 o with Flip Back Arm

<input type="checkbox"/> Fold Down Canes Low (20")	109PC3	No Charge
<input type="checkbox"/> Fold Down Canes High (25")	109PC4	No Charge
<input type="checkbox"/> Stroller Bar Fixed Low (20")	109SH9	No Charge
<input type="checkbox"/> Stroller Bar Fixed High (25")	109SH10	No Charge
* <input type="checkbox"/> Stroller Bar Fold Down Low (20")	109SP13	\$250
* <input type="checkbox"/> Stroller Bar Fold Down High (25")	109SP14	\$250
<input type="checkbox"/> Stroller Bar Adj. Hinge Low (20")	109SH5	\$300
<input type="checkbox"/> Stroller Bar Adj. Hinge High (25")	109SH7	\$300
* <input type="checkbox"/> Stroller Bar Adj. Hinged Fold Down Low (20")	109SH11	\$350
* <input type="checkbox"/> Stroller Bar Adj. Hinged Fold Down High (25")	109SH13	\$350

*Not available with Flip Back Arm

<input type="checkbox"/> Stroller Bar Fixed Dual Bend	109SP15	No Charge
-------------------------------------------------------	---------	-----------

Recline Options

<input type="checkbox"/> Stroller Bar Recline Low (20" Height)	109SP11	\$500
<input type="checkbox"/> Stroller Bar Recline High (25" Height)	109SP12	\$500

16 BACK OPTIONS

<input type="checkbox"/> Orion Back	109BK00	\$150
<input type="checkbox"/> Prism Basic Back	109BK01	\$150
<input type="checkbox"/> Prism Ultra Back	109BK06	\$250
<input type="checkbox"/> Prism Air Back	109BK11	\$400
<input type="checkbox"/> Prism TrueFitt Back	109BK16	\$650
<input type="checkbox"/> Prism Max Ultra Back	109BK21	\$300
<input type="checkbox"/> Prism Max Air Back	109BK26	\$450
<input type="checkbox"/> Prism Max TrueFitt Back	109BK31	\$700
<input type="checkbox"/> Lunar Back Mid Basic Lateral	109BK39	\$550

W () x H ()

[For other Backs, please fill in the required Backs Order Form and attach it to this order](#)

17 BACK PINS (PRISM BACKS ONLY)

<input type="checkbox"/> Longer Pins for Back Hardware 1" Growth	109BP1	\$50
<input type="checkbox"/> Longer Pins for Back Hardware 2" Growth	109BP2	\$50

18 SEAT OPTIONS

<input type="checkbox"/> Prism Ideal Cushion	109SC01	\$100
<input type="checkbox"/> Prism Elite Cushion	109SC04	\$250
<input type="checkbox"/> Prism Supreme Cushion	109SC07	\$375
<input type="checkbox"/> Prism Supreme II Plus Cushion	109SC10	\$375
<input type="checkbox"/> Prism Supreme Air Cushion	109SC13	\$500
<input type="checkbox"/> Omit Cushion	109SC20	No Charge

W () x D ()

[For other Cushions, please fill in the required Cushions Order Form and attach it to this order](#)

19 FRONT RIGGING

<input type="checkbox"/> 60 Degree Swingaway Upgraded	109FR03	\$150
<input type="checkbox"/> 70 Degree Swingaway Upgraded	109FR04	\$210
<input type="checkbox"/> 90 Degree Swingaway Upgraded	109FR05	\$230

Can not use 90° swingaway with 8" casters as footplates will interfere

<input type="checkbox"/> Upgraded Elevating Legrest	109FR10	\$450
<input type="checkbox"/> 70 Degree Pin Style	109FR01	No Charge
<input type="checkbox"/> 80 Degree Pin Style	109FR02	\$135
<input type="checkbox"/> Omit Front Rigging	109FR11	No Charge

20 FOOTPLATE TYPE

<input type="checkbox"/> Composite Flip Up Small	109FP01	No Charge
<input type="checkbox"/> Composite Flip Up Large	109FP02	No Charge
<input type="checkbox"/> Composite Angle Adj. Flip-Up Spring Return Large	109FP18	\$150
<input type="checkbox"/> Aluminum Flip Up Small	109FP05	No Charge
<input type="checkbox"/> Aluminum Flip Up Medium	109FP06	No Charge
<input type="checkbox"/> Aluminum Flip Up Large	109FP07	No Charge
<input type="checkbox"/> Aluminum Angle Adj Flip Up Small	109FP10	\$120
<input type="checkbox"/> Aluminum Angle Adj Flip Up Medium	109FP11	\$120
<input type="checkbox"/> Aluminum Angle Adj Flip Up Large	109FP12	\$120
<input type="checkbox"/> One Piece Footboard (15"-20")	109FP19	\$160
<input type="checkbox"/> One Piece Footboard (21"-24" Custom)	109FP20	\$195
<input type="checkbox"/> One Piece Flip-Up Footboard, Padded	109FP26	\$210

21 FOOTREST/LEGREST ACCESSORIES

<input type="checkbox"/> Padded Calf Strap	109FA03	\$70
<input type="checkbox"/> Heel Loops	109FA01	No Charge
<input type="checkbox"/> Omit Heel Loops	109FA02	No Charge

22 WHEEL LOCKS

<input type="checkbox"/> Push-to-Lock	109WL1	No Charge
<input type="checkbox"/> Pull-to-Lock	109WL2	No Charge
<input type="checkbox"/> Wheel Lock Extension	109WL3	No Charge
<input type="checkbox"/> Attendant Wheel Lock (Foot Activated) RT	109WL8	\$250
<input type="checkbox"/> Attendant Wheel Lock (Foot Activated) LT	109WL9	\$250
<input type="checkbox"/> Unilateral Push Wheel Lock RT Activated	109WL10	\$250
<input type="checkbox"/> Unilateral Push Wheel Lock LT Activated	109WL11	\$250
<input type="checkbox"/> Unilateral Pull Wheel Lock RT Activated	109WL12	\$250
<input type="checkbox"/> Unilateral Pull Wheel Lock LT Activated	109WL13	\$250
<input type="checkbox"/> Berner Push Wheel Lock	109WL14	\$95
<input type="checkbox"/> Berner Pull Wheel Lock	109WL15	\$95

23 HEADREST HARDWARE OPTIONS

<input type="checkbox"/> Fixed Hardware	109HE01	No Charge
<input type="checkbox"/> Fixed Curved Hardware	109HE15	No Charge
<input type="checkbox"/> Fixed Hardware (+ 4")	109HE02	\$20
<input type="checkbox"/> Fixed Curved Hardware (+ 4")	109HE16	\$20
<input type="checkbox"/> Single Multi Axial	109HE03	\$158
<input type="checkbox"/> Single Multi Axial Curved	109HE17	\$175
<input type="checkbox"/> Single Multi Axial (+ 4")	109HE04	\$183
<input type="checkbox"/> Single Multi Axial Curved (+ 4")	109HE18	\$200
<input type="checkbox"/> Dual Multi Axial	109HE05	\$195
<input type="checkbox"/> Dual Multi Axial Curved	109HE19	\$225
<input type="checkbox"/> Dual Multi Axial (+ 4")	109HE06	\$220
<input type="checkbox"/> Dual Multi Axial Curved (+ 4")	109HE20	\$250
<input type="checkbox"/> Infinite Multi Axial	109HE21	\$225
<input type="checkbox"/> Infinite Multi Axial Curved	109HE22	\$250
<input type="checkbox"/> Infinite Multi Axial (+ 4")	109HE23	\$245
<input type="checkbox"/> Infinite Multi Axial Curved (+ 4")	109HE24	\$270
<input type="checkbox"/> Links Multi Adjustable (Comes with 2 links)	109HE10	\$200
<input type="checkbox"/> Links Multi Adjustable Curved (Comes with 2 links)	109HE11	\$240
<input type="checkbox"/> Additional Link	109HE12	\$50
<input type="checkbox"/> 2 Additional Links	109HE13	\$100
<input type="checkbox"/> 3 Additional Links	109HE14	\$150

24 HEADREST ADAPTOR BRACKETS

<input type="checkbox"/> 2 - Hole Headrest Adaptor Bracket with Clamp	109HEBA2	No Charge
<input type="checkbox"/> Universal Headrest Adaptor Bracket with Clamp	109HEBA	\$61

25 HEADREST FOAM PAD OPTIONS

<input type="checkbox"/> Small Headrest Foam Pad	109HF1	No Charge
<input type="checkbox"/> Small Headrest with Wings Foam Pad	109HF2	\$90
<input type="checkbox"/> Medium Headrest Foam Pad	109HF7	No Charge
<input type="checkbox"/> Medium Headrest with Wings Foam Pad	109HF8	\$90
<input type="checkbox"/> Large Headrest Foam Pad	109HF3	No Charge
<input type="checkbox"/> Large Headrest with Wings Foam Pad	109HF4	\$95
<input type="checkbox"/> Pro-Fit Small Headrest	109HF12	\$100
<input type="checkbox"/> Pro-Fit Medium Headrest	109HF13	\$105
<input type="checkbox"/> Pro-Fit Large Headrest	109HF14	\$110
<input type="checkbox"/> Omit Headrest	109HE09	No Charge

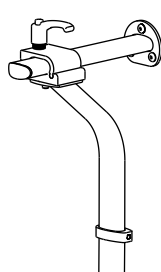
26 ANTI TIP

<input type="checkbox"/> Quick Flip Anti-Tippers	109MA23	No Charge
--------------------------------------------------	---------	-----------

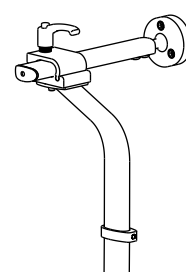
NOTES:

27 MISCELLANEOUS ACCESSORIES

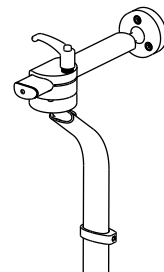
<input type="checkbox"/> Auto Seat Positioning Strap	109MA03	\$52
<input type="checkbox"/> Airline Seat Positioning Strap	109MA04	\$76
<input type="checkbox"/> Velcro Release Positioning Strap	109MA05	\$48
<input type="checkbox"/> Padded Lap Tray 15"- 16"	109MA09	\$285
<input type="checkbox"/> Padded Lap Tray 17"- 18"	109MA10	\$285
<input type="checkbox"/> Padded Lap Tray 19"- 20"	109MA11	\$285
<input type="checkbox"/> Padded Lap Tray 21"- 22"	109MA12	\$385
<input type="checkbox"/> Padded Lap Tray 23"- 24"	109MA13	\$385
<input type="checkbox"/> Half Padded Lap Tray, left side	109MA14	\$350
<input type="checkbox"/> Half Padded Lap Tray, right side	109MA15	\$350
<input type="checkbox"/> Elbow Stop, left	109MA16	\$94
<input type="checkbox"/> Elbow Stop, right	109MA17	\$94
<input type="checkbox"/> Shoulder Lateral Pad (each)	109MA18	\$90
<input type="checkbox"/> Adjustable Side Pad	109MA19	\$157
<input type="checkbox"/> Oxygen Tank Holder	109MA21	\$173
<input type="checkbox"/> Wheelchair Securement Point	109MA58	\$150



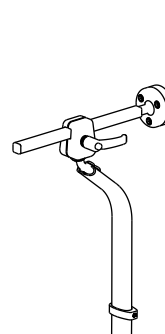
FIXED HARDWARE CURVED



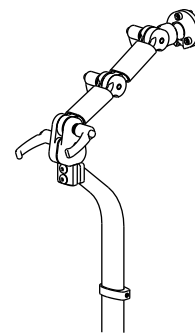
SINGLE MULTI-AXIAL CURVED



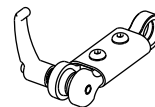
DUAL MULTI-AXIAL CURVED



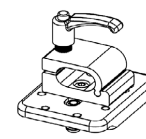
INFINITE MULTI-AXIAL CURVED



LINKS CURVED



ADDITIONAL LINK



UNIVERSAL HEADREST BRACKET WITH CLAMP

WARRANTY:

Future Mobility Healthcare warrants the CAPELLA/CAPELLA45 wheelchair to be free from defects in materials and workmanship for a period of two (2) year from the date of purchase. The frame is warranted for the lifetime of the original purchaser and/or user.