



Account Information

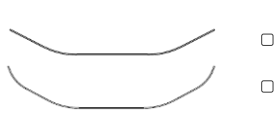
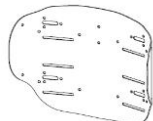
Account #: _____ Order Date: _____
 Business Name: _____ P.O.# _____
 Ship to Address: _____ Phone: _____
 Fax: _____ City: _____
 Province: _____ Postal Code: _____

Contact: _____

COVER MATERIAL

- ICC Infection Control Cover WSC 4-Way Stretch Cover

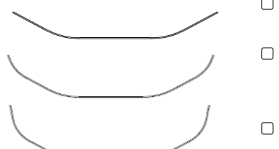
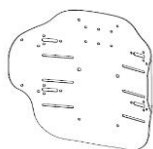
Low Back Style (LBS)



- No Lateral (LBSNL)** List \$625.00 A ADP CODE **SEBFM3010**
- Basic Lateral (LBSBL)** \$700.00 A **SEBFM3035**

Model	Description	Qty	Model	Description	Qty
1410	Lunar Back - 14W x 10H (Non Stock)	_____	1810	Lunar Back - 18W x 10H (Stock)	_____
1412	Lunar Back - 14W x 12H (Non Stock)	_____	1812	Lunar Back - 18W x 12H (Stock)	_____
1610	Lunar Back - 16W x 10H (Stock)	_____	2012	Lunar Back - 20W x 12H (Stock)	_____
1612	Lunar Back - 16W x 12H (Stock)	_____			

Mid Back Style (MBS)



- No Lateral (MBSNL)** \$710.00 **SEBFM3015**
- Basic Lateral (MBSBL)** \$770.00 **SEBFM3030**
- Ultra Lateral (MBSUL)** \$830.00 **SEBFM3045**

Model	Description	Qty	Model	Description	Qty
1414	Lunar Back - 14W x 14H (Non Stock)	_____	1814	Lunar Back - 18W x 14H (Stock)	_____
1416	Lunar Back - 14W x 16H (Non Stock)	_____	1816	Lunar Back - 18W x 16H (Stock)	_____
1418	Lunar Back - 14W x 18H (Non Stock)	_____	1818	Lunar Back - 18W x 18H (Stock)	_____
1614	Lunar Back - 16W x 14H (Stock)	_____	2014	Lunar Back -20W x 14H (Stock)	_____
1616	Lunar Back - 16W x 16H (Stock)	_____	2016	Lunar Back -20W x 16H (Stock)	_____
1618	Lunar Back - 16W x 18H (Stock)	_____	2018	Lunar Back -20W x 18H (Stock)	_____

Full Back Style (FBS)



- No Lateral (FBSNL)** \$735.00 **SEBFM3020**
- Basic Lateral (FBSBL)** \$795.00 **SEBFM3040**
- Ultra Lateral (FBSUL)** \$855.00 **SEBFM3050**

Model	Description	Qty	Model	Description	Qty
1620	Lunar Back - 16W x 20H (Stock)	_____	2020	Lunar Back - 20W x 20H (Stock)	_____
1622	Lunar Back - 16W x 22H (Stock)	_____	2022	Lunar Back -20W x 22H (Stock)	_____
1820	Lunar Back - 18W x 20H (Stock)	_____	2024	Lunar Back -20W x 24H (Stock)	_____
1822	Lunar Back - 18W x 22H (Stock)	_____	2222	Lunar Back -22W x 22H (Non Stock)	_____
1824	Lunar Back - 18W x 24H (Stock)	_____	2224	Lunar Back -22W x 24H (Non Stock)	_____

ASSEMBLY OPTIONS

- LUNARACCON SHIP ACCESSORIES MOUNTED ONTO BACK
- LUNARACCOFF SHIP ACCESSORIES OFF BACK

UPHOLSTERY COVER COLOR SELECTION

- BLACK NAVY BLUE BURGUNDY
- DARK GREEN ROYAL BLUE

(Custom Sizes - Shipments within 3 to 10 Business Days) ADP CODE: SE0000684

LUNARCUS QTY _____ \$950.00

WIDTH _____ WIDTH _____ WIDTH _____

HEIGHT _____ HEIGHT _____ HEIGHT _____

Notes
A. headrest not available with Low Back Style

LUNAR BACK ACCESSORIES

BACK POSITIONING SYSTEM

LUNAR Back accessories are optional. All accessories can be factory mounted on a LUNAR Back.

LATERAL SUPPORTS

Model	Description	Price	Qty
FIXED			
LULAT5X6F	5" HIGH X 6" LONG LATERAL PAD (ea)	\$115	_____

FIXED HEIGHT ADJUSTABLE

LULAT5X6FA	5" HIGH X 6" LONG LATERAL PAD (ea)	\$165	_____
------------	------------------------------------	-------	-------

FIXED OFFSET

LULAT5X6FOL	5" HIGH X 6" LONG LATERAL PAD-LEFT	\$140	_____
LULAT5X6FOR	5" HIGH X 6" LONG LATERAL PAD-RIGHT	\$140	_____

ADJUSTABLE SWINGAWAY

LULAT4X4S	4" HIGH X 4" LONG LATERAL PAD (ea)	\$280	_____
LULAT4X5S	4" HIGH X 5" LONG LATERAL PAD (ea)	\$280	_____
LULAT4X6S	4" HIGH X 6" LONG LATERAL PAD (ea)	\$280	_____
LULAT6X4S	6" HIGH X 4" LONG LATERAL PAD (ea)	\$280	_____
LULAT6X5S	6" HIGH X 5" LONG LATERAL PAD (ea)	\$280	_____
LULAT6X6S	6" HIGH X 6" LONG LATERAL PAD (ea)	\$280	_____

SMALL LUMBAR

LUSMLUM14	14" WIDE SHELL SM LUMBAR FOAM	\$38	_____
LUSMLUM16	16" WIDE SHELL SM LUMBAR FOAM	\$38	_____
LUSMLUM18	18" WIDE SHELL SM LUMBAR FOAM	\$38	_____
LUSMLUM20	20" WIDE SHELL SM LUMBAR FOAM	\$38	_____

LARGE LUMBAR

LULGLUM14	14" WIDE SHELL LG LUMBAR FOAM	\$40	_____
LULGLUM16	16" WIDE SHELL LG LUMBAR FOAM	\$40	_____
LULGLUM18	18" WIDE SHELL LG LUMBAR FOAM	\$40	_____
LULGLUM20	20" WIDE SHELL LG LUMBAR FOAM	\$40	_____

WEDGE

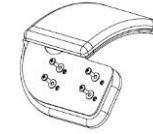
LUWE14	14" WIDE SHELL WEDGE FOAM	\$35	_____
LUWE16	16" WIDE SHELL WEDGE FOAM	\$35	_____
LUWE18	18" WIDE SHELL WEDGE FOAM	\$35	_____
LUWE20	20" WIDE SHELL WEDGE FOAM	\$35	_____

HEADREST MOUNT

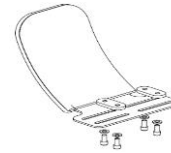
HEBA	UNIVERSAL HEADREST MOUNT KIT	\$61	_____
SERV	UHRBA Installation	\$25	_____



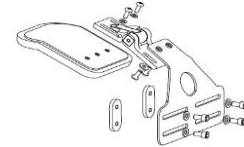
.lateral



Fixed Offset Lateral



I Height Adjustable Lateral



Adjustable Swingaway Lateral