



Account Information Order Date: _____

Account #: _____ P.O.#: _____

Business Name: _____ Phone: _____

Ship to Address: _____ City: _____

Fax: _____ Province: _____ Postal Code: _____

Contact: _____

TAG FOR: _____

① FRAME TYPE

<input checked="" type="checkbox"/> Galaxy Lite Folding Chair - WMA3FM010	103	\$2,350
---------------------------------------------------------------------------	-----	---------

② FRAME FINISH

<input type="checkbox"/> Black	103C01	No Charge
<input type="checkbox"/> Silver	103C02	No Charge
Custom Colours		
<input type="checkbox"/> Blue	103C03	\$150
<input type="checkbox"/> Green	103C04	\$150
<input type="checkbox"/> Orange	103C05	\$150
<input type="checkbox"/> Purple	103C06	\$150
<input type="checkbox"/> Red	103C07	\$150
<input type="checkbox"/> Yellow	103C08	\$150
<input type="checkbox"/> Custom Colour	103C17	\$150

③ SEAT WIDTH

J	<input type="checkbox"/> 10" Seat Width	103SW10	No Charge
J	<input type="checkbox"/> 11" Seat Width	103SW11	No Charge
J	<input type="checkbox"/> 12" Seat Width	103SW12	No Charge
J	<input type="checkbox"/> 13" Seat Width	103SW13	No Charge
	<input type="checkbox"/> 14" Seat Width	103SW14	No Charge
	<input type="checkbox"/> 15" Seat Width	103SW15	No Charge
	<input type="checkbox"/> 16" Seat Width	103SW16	No Charge
	<input type="checkbox"/> 17" Seat Width	103SW17	No Charge
	<input type="checkbox"/> 18" Seat Width	103SW18	No Charge
	<input type="checkbox"/> 19" Seat Width	103SW19	No Charge
	<input type="checkbox"/> 20" Seat Width	103SW20	No Charge
	<input type="checkbox"/> 22" Seat Width	103SW22	\$250
	<input type="checkbox"/> 24" Seat Width	103SW24	\$250

④ SEAT DEPTH

I	<input type="checkbox"/> 12" Seat Depth	103SD12	No Charge
I	<input type="checkbox"/> 13" Seat Depth	103SD13	No Charge
I	<input type="checkbox"/> 14" Seat Depth	103SD14	No Charge
	<input type="checkbox"/> 15" Seat Depth	103SD15	No Charge
	<input type="checkbox"/> 16" Seat Depth	103SD16	No Charge
	<input type="checkbox"/> 17" Seat Depth	103SD17	No Charge
	<input type="checkbox"/> 18" Seat Depth	103SD18	No Charge
	<input type="checkbox"/> 19" Seat Depth	103SD19	No Charge
	<input type="checkbox"/> 20" Seat Depth	103SD20	No Charge

Standard Chair Includes:

Lightweight Folding Frame
Elliptical Heavyduty Crossbrace
Tubing
Seat Width (10"-20", 22"-24")
Seat Depth (12"-20")
Seat-To-Floor Height Front (13" - 19-1/2")
Seat-To-Floor Height Rear (12-1/2" -18-1/4")
Rear Wheel Options (20", 22" or 24")
Handrim Options (Chrome or Plastic Coated)
Caster Options (4", 5", 6" or 7")
Slip on Seat Upholstery

Slip on Back Upholstery
Arm rest height adjustable

1/2" increments
Angle Adjustable Push Canes
Aluminum Flip-Up Footplate
Heel Loops
Push to Lock Wheel Locks



SEAT TO FLOOR MATRIX

GALAXY LITE FRONT STF HEIGHT AVAILABILITY										
REAR WHEEL	4" CASTER									
20"	13"	14"	14.5"	15"	16"					
22"				15.5"						
REAR WHEEL	5" CASTER									
20"				15"	15.5"	16.5"				
22"					16"	17"	17.5"			
REAR WHEEL	6" CASTER									
20"						17"	17.5"	18"		
22"								18"	18.5"	
24"									18"	18.5"
REAR WHEEL	7" CASTER									
22"									19"	19.5"

FOOTNOTES:
A. Seat angle is set at 3 degrees.

5 SEAT-TO-FLOOR HEIGHT

c	<input type="checkbox"/> 13.0" Seat to Floor (20" Wheels and 4" Casters) Low frame	103STF45	\$225
d	<input type="checkbox"/> 14.0" Seat to Floor (20" Wheels and 4" Casters) Low frame	103STF46	No Charge
	<input type="checkbox"/> 14.5" Seat to Floor (20" Wheels and 4" Casters) low frame	103STF47	No Charge
	<input type="checkbox"/> 15.0" Seat to Floor (20" Wheels and 4" Casters) low frame	103STF48	No Charge
	<input type="checkbox"/> 15.0" Seat to Floor (20" Wheels and 5" Casters) low frame	103STF03	No Charge
	<input type="checkbox"/> 15.5" Seat to Floor (20" Wheels and 5" Casters) low frame	103STF04	No Charge
	<input type="checkbox"/> 15.5" Seat to Floor (22" Wheels and 4" Casters) low frame	103STF49	No Charge
	<input type="checkbox"/> 16.0" Seat to Floor (20" Wheels and 4" Casters) low frame	103STF50	No Charge
	<input type="checkbox"/> 16.0" Seat to Floor (22" Wheels and 5" Casters) low frame	103STF05	No Charge
	<input type="checkbox"/> 16.5" Seat to Floor (20" Wheels and 5" Casters) low frame	103STF51	No Charge
	<input type="checkbox"/> 17.0" Seat to Floor (20" Wheels and 6" Casters) STD frame	103STF52	No Charge
	<input type="checkbox"/> 17.0" Seat to Floor (22" Wheels and 5" Casters) STD frame	103STF53	No Charge
	<input type="checkbox"/> 17.5" Seat to Floor (20" Wheels and 6" Casters) STD frame	103STF54	No Charge
	<input type="checkbox"/> 17.5" Seat to Floor (22" Wheels and 5" Casters) STD frame	103STF55	No Charge
	<input type="checkbox"/> 18.0" Seat to Floor (20" Wheels and 6" Casters) STD frame	103STF56	No Charge
	<input type="checkbox"/> 18.0" Seat to Floor (22" Wheels and 6" Casters) STD frame	103STF57	No Charge
	<input type="checkbox"/> 18.0" Seat to Floor (24" Wheels and 6" Casters) STD frame	103STF20	No Charge
	<input type="checkbox"/> 18.5" Seat to Floor (22" Wheels and 6" Casters) STD frame	103STF58	No Charge
	<input type="checkbox"/> 18.5" Seat to Floor (24" Wheels and 6" Casters) STD frame	103STF59	No Charge
	<input type="checkbox"/> 19.0" Seat to Floor (22" Wheels and 7" Casters) STD frame	103STF60	No Charge
	<input type="checkbox"/> 19.5" Seat to Floor (22" Wheels and 7" Casters) STD frame	103STF61	No Charge

See service manual for details

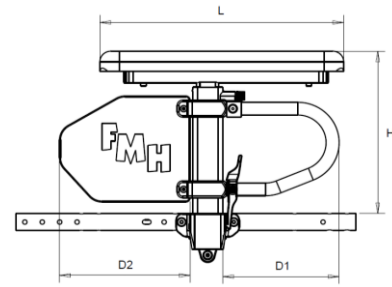
I. 12"-14" not available with 22" or 24" rear wheels

B. Can not use a 8" caster with this wheelchair

C. Short fork is used to achieve these front seat to floor heights

D. For front seat to floor of 14" and above the long fork is used

E. Stroller bar option only available for chair width 10"-15".



6 REAR WHEEL RIM

<input type="checkbox"/> Mag Wheels	103RW09	No Charge
<input type="checkbox"/> Spoke Wheels	103RW10	\$75

7 REAR WHEEL TIRE

<input type="checkbox"/> Airless (Solid Rubber)	103RT1	Standard
<input type="checkbox"/> Pneumatic	103RT2	No Charge

8 CAMBER OPTIONS

<input type="checkbox"/> 0° Camber	103CB1	Standard
<input type="checkbox"/> 3° Camber	103CB2	No Charge

9 HANDRIM OPTIONS

<input type="checkbox"/> Chrome	103HR1	Standard
<input type="checkbox"/> Plastic Coated	103HR2	\$110
<input type="checkbox"/> Omit Handrims	103HR3	less net \$15

10 ARM TYPE

<input type="checkbox"/> T-Style Adjustable Height Pin Release - Youth	103AR05	\$280
<input type="checkbox"/> T-Style Adjustable Height Pin Release - Adult	103AR06	\$300
<input type="checkbox"/> T-Style Fixed Height	103AR02	\$250
<input type="checkbox"/> Flip Back Adjustable Height	103AR09	\$275
<input type="checkbox"/> Flip Back Fixed Height	103AR10	\$225
<input type="checkbox"/> Swingaway Padded Tubular Arm	103AR01	\$250

Armrest Matrix for T-Style Pin Release Arm

Armrest Style	Transfer Tube Length D1	Arm Guard Length D2	H Range	Arm Pad Length L		
				Desk	Full	Curved
Adult	6.75"	7.50"	9.50" - 14.50"	10.25"	14.0"	17.0"
Youth	4.50"	5.0"	8.75" - 13.75"			

11 ARM PAD

<input type="checkbox"/> Contour Gel 17" (pair)	103AP3	Standard
<input type="checkbox"/> Desk length Vinyl 10" (pair)	103AP1	No Charge
<input type="checkbox"/> Full length Vinyl 14" (pair)	103AP2	No Charge

12 BACK TYPE

<input type="checkbox"/> Angle Adjustable 15 Degree bend Push Handle Low	103PC3	Standard
<input type="checkbox"/> Angle Adjustable 15 Degree bend Push Handle High	103PC4	\$90
E. <input type="checkbox"/> Angle Adjustable 15 Degree bend Stroller Bar Low	103SP3	\$135
E. <input type="checkbox"/> Angle Adjustable 15 Degree bend Stroller Bar High	103SP4	\$155

13 BACK UPHOLSTERY

<input type="checkbox"/> Slip-on Padded Back Upholstery	103BK48	Standard
<input type="checkbox"/> Adjustable Tension Back	103BK45	\$175
<input type="checkbox"/> Prism Basic Back on chair Stock	103BK01	\$500
<input type="checkbox"/> Prism Basic Back on chair Non Stock	103BK02	\$525
<input type="checkbox"/> Prism Basic Back on chair Custom	103BK04	\$825
<input type="checkbox"/> Prism Ultra Back on chair Stock	103BK06	\$600
<input type="checkbox"/> Prism Ultra Back on chair Non Stock	103BK07	\$625
<input type="checkbox"/> Prism Ultra Back on chair Custom	103BK09	\$1,010
<input type="checkbox"/> Prism Air Back on chair Stock	103BK11	\$650

<input type="checkbox"/>	Prism Air Back on chair Non Stock -----	103BK12	\$675
<input type="checkbox"/>	Prism Air Back on chair Custom -----	103BK14	\$1,075
<input type="checkbox"/>	Prism TrueFitt Back on chair Stock -----	103BK16	\$750
<input type="checkbox"/>	Prism TrueFitt Back on chair Non Stock -----	103BK17	\$775
<input type="checkbox"/>	Prism TrueFitt Back on chair Custom -----	103BK19	\$1,025
<input type="checkbox"/>	Prism Max Ultra Back on chair Stock -----	103BK21	\$650
<input type="checkbox"/>	Prism Max Ultra Back on chair Non Stock -----	103BK22	\$675
<input type="checkbox"/>	Prism Max Ultra Back Custom on chair -----	103BK24	\$1,060
<input type="checkbox"/>	Prism Max Air Back on chair Stock -----	103BK26	\$700
<input type="checkbox"/>	Prism Max Air Back on chair Non Stock -----	103BK27	\$725
<input type="checkbox"/>	Prism Max Air Back Custom on chair -----	103BK29	\$1,125
<input type="checkbox"/>	Prism Max TruFitt Back on chair Stock -----	103BK31	\$800
<input type="checkbox"/>	Prism Max TruFitt Back on chair Non Stock -----	103BK32	\$825
<input type="checkbox"/>	Prism Max TruFitt Back Custom on chair -----	103BK34	\$1,075
F	<input type="checkbox"/> Lunar Back Low No Lateral on chair -----	103BK36	\$500
	<input type="checkbox"/> Lunar Back Low Basic Lateral on chair -----	103BK37	\$575
G	<input type="checkbox"/> Lunar Back Mid No Lateral on chair -----	103BK38	\$590
	<input type="checkbox"/> Lunar Back Mid Basic Lateral on chair -----	103BK39	\$650
	<input type="checkbox"/> Lunar Back Mid Ultra Lateral on chair -----	103BK40	\$710
H	<input type="checkbox"/> Lunar Back Full No Lateral on chair -----	103BK41	\$610
	<input type="checkbox"/> Lunar Back Full Basic Lateral on chair -----	103BK42	\$670
	<input type="checkbox"/> Lunar Back Full Ultra Lateral on chair -----	103BK43	\$730
	<input type="checkbox"/> Lunar Back Custom on chair -----	103BK44	\$1,050
	<input type="checkbox"/> Omit Back Upholstery -----	103BK49	less net \$20
	<input type="checkbox"/> Specify Back Size W_____x H_____		

FOOTNOTES:

- F. Sizes 14W, 16W, 18W, 20W x 10H or 12H
 - G. Sizes 14W, 16W, 18W, 20W x 14H, 16H or 18H
 - H. Sizes 16W, 18W, 20W, 22W x 20H, 22H or 24H
- (refer to lunar backs order form for specific sizes)

⑭ BACK PINS (Prism Backs only)

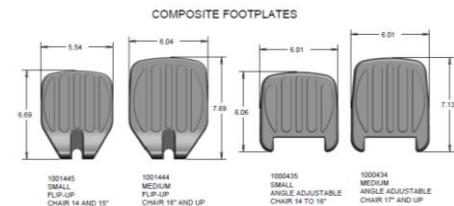
<input type="checkbox"/>	Longer Pins for Back Hardware 1" Growth -----	103BP1	\$50
<input type="checkbox"/>	Longer Pins for Back Hardware 2" Growth -----	103BP2	\$50

⑮ SEAT OPTIONS

<input type="checkbox"/>	Black Nylon Seat Upholstery -----	103SC19	Standard
<input type="checkbox"/>	Prism Ideal Cushion - Stock Sizes -----	103SC01	\$175
<input type="checkbox"/>	Prism Ideal Cushion - Non-Stock Sizes -----	103SC02	\$200
<input type="checkbox"/>	Prism Ideal Cushion - Custom Sizes -----	103SC03	\$275
<input type="checkbox"/>	Prism Elite Cushion - Stock Sizes -----	103SC04	\$250
<input type="checkbox"/>	Prism Elite Cushion - Non-Stock Sizes -----	103SC05	\$275
<input type="checkbox"/>	Prism Elite Cushion - Custom Sizes -----	103SC06	\$425
<input type="checkbox"/>	Prism Supreme Cushion - Stock Sizes -----	103SC07	\$375
<input type="checkbox"/>	Prism Supreme Cushion - Non-Stock Sizes -----	103SC08	\$400
<input type="checkbox"/>	Prism Supreme Cushion - Custom Sizes -----	103SC09	\$685
<input type="checkbox"/>	Prism Supreme II Plus Cushion Stock -----	103SC10	\$375
<input type="checkbox"/>	Prism Supreme II Plus Cushion Non-Stock -----	103SC11	\$400
<input type="checkbox"/>	Prism Supreme II Plus Cushion Custom -----	103SC12	\$685
<input type="checkbox"/>	Prism Supreme Air Cushion - Stock Sizes -----	103SC13	\$500
<input type="checkbox"/>	Prism Supreme Air Cushion - Non-Stock Sizes -----	103SC14	\$575
<input type="checkbox"/>	Prism Supreme Air Cushion - Custom Sizes -----	103SC15	\$785
<input type="checkbox"/>	Prism Supreme Drop Base Flushmount Stock Sizes -----	103SC21	\$755
<input type="checkbox"/>	Prism Supreme Drop Base 1" Stock Sizes -----	103SC22	\$755
<input type="checkbox"/>	Prism Supreme Drop Base 2" Stock Sizes -----	103SC23	\$755
<input type="checkbox"/>	Prism Supreme Drop Base Flushmount Non-Stock -----	103SC24	\$810
<input type="checkbox"/>	Prism Supreme Drop Base 1" Non Stock -----	103SC25	\$810
<input type="checkbox"/>	Prism Supreme Drop Base 2" Non Stock -----	103SC26	\$810
<input type="checkbox"/>	Prism Supreme Drop Base Flushmount Custom -----	103SC27	\$935
<input type="checkbox"/>	Prism Supreme Drop Base 1" Custom Sizes -----	103SC28	\$935
<input type="checkbox"/>	Prism Supreme Drop Base 2" Custom Sizes -----	103SC29	\$935
<input type="checkbox"/>	Prism Drop Base Flushmount Stock Sizes -----	103SC30	\$180
<input type="checkbox"/>	Prism Drop Base 1" Stock Sizes -----	103SC31	\$180
<input type="checkbox"/>	Prism Drop Base 2" Stock Sizes -----	103SC32	\$180
<input type="checkbox"/>	Prism Drop Base Flushmount Non Stock Sizes -----	103SC33	\$210
<input type="checkbox"/>	Prism Drop Base 1" Non Stock Sizes -----	103SC34	\$210
<input type="checkbox"/>	Prism Drop Base 2" Non Stock Sizes -----	103SC35	\$210
<input type="checkbox"/>	Prism Drop Base Flushmount Custom Sizes -----	103SC36	\$250
<input type="checkbox"/>	Prism Drop Base 1" Custom Sizes -----	103SC37	\$250
<input type="checkbox"/>	Prism Drop Base 2" Custom Sizes -----	103SC38	\$250
<input type="checkbox"/>	Omit Seat Upholstery -----	103SC20	less net \$20

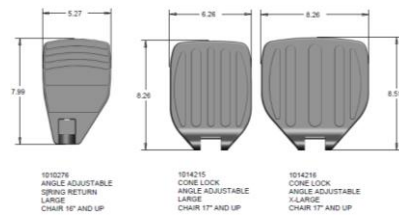
⑯ FRONT RIGGING

<input type="checkbox"/>	Swingaway Elevating Legrest -----	103FR10	\$550
--------------------------	-----------------------------------	---------	-------



17 FOOTPLATE TYPE

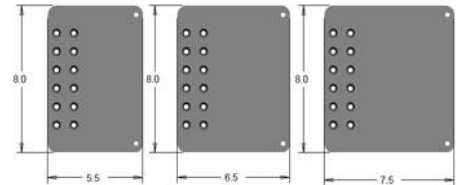
- Composite Flip-Up Footplates Small 103FP01 No Charge
- Composite Flip-Up Footplates Large 103FP02 No Charge
- Aluminum Flip-Up Footplates Small 103FP05 Standard
- Aluminum Flip-Up Footplates Medium 103FP06 Standard
- Aluminum Flip-Up Footplates Large 103FP07 Standard
- Composite Angle Adj Flip-Up Footplates Medium (18" up)..... 103FP09 \$120
- Composite Angle Adj. Flip-Up Cone Lock Large..... 103FP16 \$150
- Composite Angle Adj. Flip-Up Cone Lock X-Large..... 103FP17 \$170
- Aluminum Angle Adj Flip-Up Footplates Small..... 103FP10 \$120
- Aluminum Angle Adj Flip-Up Footplates Medium 103FP11 \$120
- Aluminum Angle Adj Flip-Up Footplates Large 103FP12 \$120
- Composite Adjustable Angle Flip-Up Footplates Spring Return..... 103FP04 \$150
- Superchair Kids Aluminum Flip-Up Footplate..... 103FP14 \$150
- One Piece Flip-Up Footboard 103FP19 \$160



ALUMINUM FOOTPLATES


ADULT ALUMINUM ANGLE ADJUSTABLE FOOTPLATE

SMALL MEDIUM LARGE



1008419 CHAIR 15 & 16 1008420 CHAIR 17 & 18 1008421 CHAIR 19 & up

SMALL MEDIUM



1014285 CHAIR 14 & 15

1014286 CHAIR 16 & 17

LARGE RT

LARGE LT



1014287 CHAIR 17" AND UP



1014288 CHAIR 17" AND UP

18 FOOTREST/LEGREST ACCESSORIES

- Padded Calf Strap 103FA03 \$70
- Foam Pad on Footplate (pair)..... 103FA07 \$70
- Foam Pad on One Piece Footboard..... 103FA06 \$50
- Heel Loops 103FA01 Standard
- Omit Heel Loops 103FA02 less net \$7

19 WHEEL LOCKS

- Push-to-Lock Wheel Lock 103WL1 Standard
- Pull-to-Lock Wheel Lock 103WL2 No Charge
- Wheel Lock Extension 103WL3 No Charge

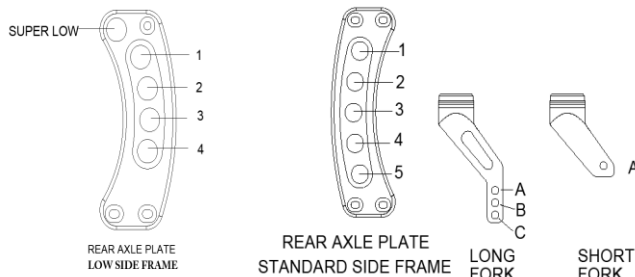
20 ANTI TIP

- Flip Up Anti Tipper 103MA23 No Charge

21 MISCELLANEOUS ACCESSORIES

- Quick Release Axles 103AL1 No Charge
- Auto-Seat Positioning Straps 103MA03 \$52
- Velcro Release Positioning Strap 103MA05 \$48
- Padded Lap Tray 15"-16" 103MA09 \$285
- Padded Lap Tray 17"-18" 103MA10 \$285
- Padded Lap Tray 19"-20" 103MA11 \$285
- Half Padded Lap Tray, left side 103MA14 \$160
- Half Padded Lap Tray, right side 103MA15 \$160
- Arm Guard for Cantilever Arms..... 103MA50 \$110

STF FRONT	REAR WHEEL	CASTER SIZE	FORK SIZE	FORK HOLE	AXLE PLATE HOLE	STF rear	STEM SIZE	SIDE FRAME	STYLE
(inches)	(inches)	(inches)				(inches)			
13.00	20	4	SHORT	A	SUPER LOW	12.50	SHORT	LOW	
14.00	20	4	LRG	A	1	13.50	SHORT	LOW	
14.50	20	4	LRG	B	1	14.00	SHORT	LOW	
15.00	20	4	LRG	C	2	14.25	SHORT	LOW	
15.00	20	5	LRG	B	2	14.25	SHORT	LOW	
15.50	20	5	LRG	C	2	14.75	SHORT	LOW	
15.50	22	4	LRG	B	2	14.75	LONG	LOW	
16.00	20	4	LRG	C	3	15.25	LONG	LOW	
16.00	22	5	LRG	B	2	15.25	LONG	LOW	
16.50	20	5	LRG	C	3	16.00	LONG	LOW	
17.00	20	6	LRG	B	3	16.25	SHORT	STANDARD	
17.00	22	5	LRG	C	2	15.75	SHORT	STANDARD	
17.50	20	6	LRG	C	4	17.00	SHORT	STANDARD	
17.50	22	5	LRG	B	3	17.00	LONG	STANDARD	
18.00	20	6	LRG	B	4	17.25	LONG	STANDARD	
18.00	22	6	LRG	B	3	17.00	LONG	STANDARD	
18.00	24	6	LRG	B	3	17.50	LONG	STANDARD	
18.50	22	6	LRG	C	4	18.25	LONG	STANDARD	
18.50	24	6	LRG	C	3	18.00	LONG	STANDARD	
19.00	22	7	LRG	C	4	18.25	LONG	STANDARD	
19.50	22	7	LRG	C	4	18.25		STANDARD	



FOOTNOTES:

- J. Must have Superchair Footplates on 10"-14" depth chair.
- K. Must use Superchair kids Aluminum Footplate with kids swingaway.