



FUTURE
MOBILITY HEALTHCARE
DIVISION OF ABF MFG GROUP INC.
WWW.FUTUREMOBILITY.CA



TEL: 905-671-1661
FAX: 905-671-3377

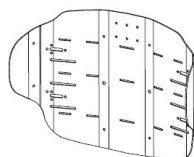
Account Information		Order Date: _____	
Account #: _____		P.O.#: _____	
Business Name: _____		Phone: _____	
Ship to Address: _____		City: _____	
Contact: _____	Fax: _____	Province: _____	Postal Code: _____

COVER MATERIAL

- WSC 4- Way Stretch Cover
- ICC Infection Control Cover

Mid Back Style Heavy Duty (MBSHD)

ADP CODE: SEBFM3055

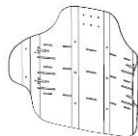


- List**
- Basic Lateral (MBSHDBL)** See Below
 - Ultra Lateral (MBSHDUL)** Add \$60

Model	Description	Price	Qty	Model	Description	Price	Qty
2216	Lunar Back Heavy Duty- 22W x 16H (Stock)	\$1,000	_____	2816	Lunar Back Heavy Duty- 28W x 16H (Non-Stock)	\$1,550	_____
2218	Lunar Back Heavy Duty- 22W x 18H (Stock)	\$1,000	_____	2818	Lunar Back Heavy Duty- 28W x 18H (Non Stock)	\$1,550	_____
2416	Lunar Back Heavy Duty- 24W x 16H (Stock)	\$1,000	_____	3016	Lunar Back Heavy Duty- 30W x 16H (Non-Stock)	\$1,550	_____
2418	Lunar Back Heavy Duty- 24W x 18H (Stock)	\$1,000	_____	3018	Lunar Back Heavy Duty- 30W x 18H (Non Stock)	\$1,550	_____
2616	Lunar Back Heavy Duty- 26W x 16H (Stock)	\$1,000	_____	3216	Lunar Back Heavy Duty- 32W x 16H (Non-Stock)	\$1,550	_____
2618	Lunar Back Heavy Duty- 26W x 18H (Stock)	\$1,000	_____	3218	Lunar Back Heavy Duty- 32W x 18H (Non Stock)	\$1,550	_____

Full Back Style Heavy Duty (FBSHD)

ADP CODE: SEBFM3060



- Basic Lateral (FBSHDBL)** See Below
- Ultra Lateral (FBSHDUL)** Add \$60

Model	Description	Price	Qty	Model	Description	Price	Qty
22x20	Lunar Back Heavy Duty- 22W x 20H (Stock)	\$1,050	_____	28x20	Lunar Back Heavy Duty- 28W x 20H (Non-Stock)	\$1,600	_____
22x22	Lunar Back Heavy Duty- 22W x 22H (Stock)	\$1,050	_____	28x22	Lunar Back Heavy Duty- 28W x 22H (Non Stock)	\$1,600	_____
22x24	Lunar Back Heavy Duty- 22W x 24H (Stock)	\$1,050	_____	28x24	Lunar Back Heavy Duty- 28W x 24H (Non Stock)	\$1,600	_____
24x20	Lunar Back Heavy Duty- 24W x 20H (Stock)	\$1,050	_____	30x20	Lunar Back Heavy Duty- 30W x 20H (Non-Stock)	\$1,600	_____
24x22	Lunar Back Heavy Duty- 24W x 22H (Stock)	\$1,050	_____	30x22	Lunar Back Heavy Duty- 30W x 22H (Non Stock)	\$1,600	_____
24x24	Lunar Back Heavy Duty- 24W x 24H (Stock)	\$1,050	_____	30x24	Lunar Back Heavy Duty- 30W x 24H (Non Stock)	\$1,600	_____
26x20	Lunar Back Heavy Duty- 26W x 20H (Stock)	\$1,050	_____	32x20	Lunar Back Heavy Duty- 32W x 20H (Non-Stock)	\$1,600	_____
26x22	Lunar Back Heavy Duty- 26W x 22H (Stock)	\$1,050	_____	32x22	Lunar Back Heavy Duty- 32W x 22H (Non Stock)	\$1,600	_____
26x24	Lunar Back Heavy Duty- 26W x 24H (Stock)	\$1,050	_____	32x24	Lunar Back Heavy Duty- 32W x 24H (Non Stock)	\$1,600	_____

ASSEMBLY OPTIONS

- LUNARACCON SHIP ACCESSORIES MOUNTED ONTO BACK
- LUNARACCOFF SHIP ACCESSORIES OFF BACK

UPHOLSTERY COVER COLOR SELECTION

- BLACK
- NAVY BLUE
- BURGUNDY
- DARK GREEN
- ROYAL BLUE

(Custom Sizes - Shipments within 3 to 10 Business Days)

ADP CODE: SE000685

LUNARHDCUS QTY _____ \$1,800.00

WIDTH _____ WIDTH _____

HEIGHT _____ HEIGHT _____

LUNAR BACK HD ACCESSORIES

LUNAR Back HD accessories are optional. All accessories can be factory mounted on a LUNAR Back.

LATERAL SUPPORTS

Model	Description	Price	Qty
FIXED			

LULAT5X6F 5" HIGH X 6" LONG LATERAL PAD (ea) \$115 _____

FIXED HEIGHT ADJUSTABLE

LULAT5X6FA 5" HIGH X 6" LONG LATERAL PAD (ea) \$165 _____

FIXED OFFSET

LULAT5X6FO1 5" HIGH X 6" LONG LATERAL PAD-LEF \$140 _____

LULAT5X6FO1 5" HIGH X 6" LONG LATERAL PAD-RIGI \$140 _____

ADJUSTABLE SWINGAWAY

LULAT4X4S 4" HIGH X 4" LONG LATERAL PAD (ea) \$280 _____

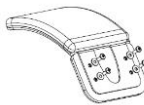
LULAT4X5S 4" HIGH X 5" LONG LATERAL PAD (ea) \$280 _____

LULAT4X6S 4" HIGH X 6" LONG LATERAL PAD (ea) \$280 _____

LULAT6X4S 6" HIGH X 4" LONG LATERAL PAD (ea) \$280 _____

LULAT6X5S 6" HIGH X 5" LONG LATERAL PAD (ea) \$280 _____

LULAT6X6S 6" HIGH X 6" LONG LATERAL PAD (ea) \$280 _____



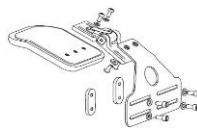
Fixed Lateral



Fixed Offset



Fixed Height Adjustable Lateral



Adjustable Swingaway Lateral

SPINE ALIGN POSITIONING COMPONENTS

Model	Description	Price	Qty
EXTRA LARGE LUMBAR			

LUXLGLUM22 22" WIDE SHELL XLG LUMBAR FOAM \$60 _____

LUXLGLUM24 24" WIDE SHELL XLG LUMBAR FOAM \$60 _____

LUXLGLUM26 26" WIDE SHELL XLG LUMBAR FOAM \$60 _____

LUXLGLUM28 28" WIDE SHELL XLG LUMBAR FOAM \$60 _____

LUXLGLUM30 30" WIDE SHELL XLG LUMBAR FOAM \$60 _____

LUXLGLUM32 32" WIDE SHELL XLG LUMBAR FOAM \$60 _____

WEDGE

LUWE22 22" WIDE SHELL WEDGE FOAM \$55 _____

LUWE24 24" WIDE SHELL WEDGE FOAM \$55 _____

LUWE26 26" WIDE SHELL WEDGE FOAM \$55 _____

LUWE28 28" WIDE SHELL WEDGE FOAM \$55 _____

LUWE30 30" WIDE SHELL WEDGE FOAM \$55 _____

LUWE32 32" WIDE SHELL WEDGE FOAM \$55 _____

HEADREST MOUNT

HEBA UNIVERSAL HEADREST MOUNT KIT \$61 _____

SERV UHRBA Installation \$25 _____